









STOLLER MIDDLE SCHOOL

ANNOTATING TEXT

| | |
|--|---|
|  | <p>Connection - Write the connection in the margin.</p> <ul style="list-style-type: none"> • text to self • text to text/video/multimedia • text to world |
|  | <p>Question - Write the question in the margin.</p> <ul style="list-style-type: none"> • inside text • outside text |
|  | <p>Surprise - Note what surprised you in the margin.</p> |
|  | <p>Underline or highlight important ideas.</p> |
|  | <p>Star the main idea. (Usually done after reading.)</p> |
|  | <p>Circle important or unknown words.</p> |
|  | <p>Chunk - Chunk the text by key topics and ideas.</p> |
|  | <p>Favorite - Identify lines of text that strike you as interesting or crafty.</p> |
| <div style="border: 1px dashed black; padding: 5px; width: fit-content; margin: auto;"> <p>There are many ways to interact with the text. It is really important to note connections.</p> </div> | <p>Summarize sections, especially difficult ones.</p> |